

**Educational Service Center of the Western Reserve**

**Bank Reconciliation**

**June 28, 2024**

J.P. Morgan Chase ESCWR - General	\$	361,240.15
J.P. Morgan Chase Lake - General	\$	778,184.64
J.P. Morgan Chase - Payroll	\$	-
PNC Geauga Sweep	\$	56.63
<b>Outstanding Disbursements:</b>		
ESCWR O/S checks - A/P	\$	(80,625.83)
ESCWR O/S payroll checks	\$	(2,335.68)
<b>Adjustments:</b>		
Mthly/Qtrly City Taxes waiting to be paid		
Change Fund - Unique Like Me	\$	75.00
American Fidelity - Payroll Refund Pending	\$	(8.33)
Net Operating Check + Cash	\$	1,056,586.58
Star Ohio Investment	\$	4,983,286.15
<b>Net Available Cash</b>	<b>\$</b>	<b>6,039,872.73</b>
<b>Balance per bank</b>	<b>\$</b>	<b>6,039,872.73</b>
<b>Balance per books</b>	<b>\$</b>	<b>6,039,872.73</b>
	\$	-

**ESC OF THE WESTERN RESERVE**  
**ESCWR - Cash Summary Report- June 2024**

Full Account Code	Description	Initial Cash	MTD Received	FYTD Received	MTD Expended	FYTD Expended	Fund Balance	Encumbrance	Unencumbered Balance
001-0000	WESTERN RESERVE- GENERAL	\$ 2,980,662.32	\$ 2,134,245.36	\$ 14,248,242.50	\$ 1,369,786.77	\$ 13,545,805.62	\$ 3,683,099.20	\$ 98,458.27	\$ 3,584,640.93
001-9016	ISTEM- GENERAL	457,638.68	134,976.11	2,161,645.41	136,459.39	1,938,517.90	680,766.19	6,441.85	674,324.34
001-9022	EANS	424,573.12	0.00	485,364.67	200,177.23	826,101.64	83,836.15	0.00	83,836.15
001-9024	GEER II SNS 2024	0.00	102,554.26	102,554.26	10,505.00	73,569.26	28,985.00	28,985.00	0.00
001-9122	SLDS/RDL STATE RESOURCE GRANT 2022-2024	65,945.36	66,780.00	215,114.67	30,897.21	215,379.04	65,680.99	6,075.69	59,605.30
001-9424	ACE COMMUNITY ACADEMY	0.00	40,000.00	70,000.00	9,508.37	36,266.37	33,733.63	2,840.00	30,893.63
007-0000	UNCLAIMED FUNDS	34,452.67	(6.40)	0.00	0.00	0.00	34,452.67	0.00	34,452.67
007-9516	DRUG FREE FUNDRAISER	7,879.09	0.00	0.00	0.00	0.00	7,879.09	0.00	7,879.09
014-0000	SCIENCE OLYMPIAD	8,983.65	0.00	5,391.46	1,820.25	7,569.68	6,805.43	1,000.00	5,805.43
018-0000	FUNDRAISER ACCOUNTS	12,224.98	370.03	8,682.47	401.88	4,336.20	16,571.25	323.12	16,248.13
018-9020	SST PUBLIC SUPPORT FUND	424.73	0.00	0.00	0.00	0.00	424.73	0.00	424.73
019-9024	INSUANCE SETTLEMENT GRANT	0.00	0.00	28,869.45	0.00	0.00	28,869.45	0.00	28,869.45
019-9321	SST- COACHING EVALUTATION IMPACT STUDY	14,500.00	0.00	1,400.00	0.00	0.00	15,900.00	0.00	15,900.00
019-9915	FAB LAB \$200,000 GRANT	8,000.00	0.00	0.00	8,000.00	8,000.00	0.00	0.00	0.00
024-0000	EMPLOYEE BENEFITS SELF INS.	25,732.64	200,468.74	2,541,962.20	211,439.23	2,549,943.83	17,751.01	0.00	17,751.01
025-0000	LGCA- GENERAL	1,452,482.57	184,992.21	3,225,211.74	319,955.52	3,467,377.93	1,210,316.38	14,209.23	1,196,107.15
027-0000	WORKMANS COMPENSATION-SELF INS	52,150.64	3,837.29	51,673.53	3,480.36	48,888.00	54,936.17	0.00	54,936.17
030-0000	FINANCING DISTRICT	0.00	0.00	6,066,249.99	0.00	6,066,249.99	0.00	0.00	0.00
200-0000	DRUG FREE FUNDRAISER	4,873.00	0.00	0.00	0.00	0.00	4,873.00	0.00	4,873.00
200-9016	ISTEM- STUDENT MANAGED ACT	2,491.97	1,141.00	6,230.54	887.89	6,339.90	2,382.61	0.00	2,382.61
439-9024	EARLY CHILDHOOD -FY 2024	0.00	14,413.00	86,663.00	14,413.00	86,663.00	0.00	0.00	0.00
451-9024	ESCWR K12 NETWORK SUBSIDY FY 24	0.00	0.00	1,951.42	1,951.42	1,951.42	0.00	0.00	0.00
451-9624	iSTEM K12 NETWORK SUBSIDY FY 24	0.00	0.00	1,951.42	1,951.42	1,951.42	0.00	0.00	0.00
499-9023	SST4 -GRF - FY 2023	9.42	0.00	18,671.56	0.00	18,680.98	0.00	0.00	0.00
499-9024	SST4 STATE SUPPORT TEAM FY 2024	0.00	13,468.72	100,415.85	13,707.54	100,405.38	10.47	0.00	10.47
499-9029	GMATT TRANSITION GRANT	3,723.31	0.00	0.00	3,563.81	3,563.81	159.50	159.50	0.00
499-9104	SUICIDE PREVENTION	4,500.00	0.00	0.00	0.00	4,500.00	0.00	0.00	0.00
499-9123	SST4- STUDENT ASSESSMENT 22/23	540.89	0.00	832.67	0.00	1,373.56	0.00	0.00	0.00
499-9124	SST4- STUDENT ASSESSMENT FY 24	0.00	130.69	14,273.95	1,711.01	14,273.95	0.00	0.00	0.00
499-9224	SST4- TRANSITION GRANT FY 24	0.00	1,216.86	7,532.25	245.10	7,138.01	394.24	394.24	0.00
499-9322	E-RISK-FY 2022	20,901.46	0.00	0.00	641.32	1,241.35	19,660.11	8,751.00	10,909.11
499-9323	E-RISK-FY 2023	33,627.79	0.00	0.00	0.00	1,508.95	32,118.84	300.00	31,818.84
499-9324	OHIO DEPARTMENT OF PUBLIC SAFETY GRANT	0.00	53,760.00	53,760.00	0.00	0.00	53,760.00	0.00	53,760.00
499-9423	SCHOOL SAFETY GRANT ESCWR	98,061.00	0.00	2,500.00	0.00	97,691.00	2,870.00	0.00	2,870.00

ESC OF THE WESTERN RESERVE
ESCWR - Cash Summary Report- June 2024

Table with 10 columns: Full Account Code, Description, Initial Cash, MTD Received, FYTD Received, MTD Expended, FYTD Expended, Fund Balance, Encumbrance, Unencumbered Balance. Rows include various account codes and descriptions such as OHIO BUREAU OF WORKERS' COMPENSATION GRANT, ODHE TEACH CS GRANT, SOURCES OF STRENGTH, etc.

ESC OF THE WESTERN RESERVE
ESCWR - Cash Summary Report- June 2024

Table with 10 columns: Full Account Code, Description, Initial Cash, MTD Received, FYTD Received, MTD Expended, FYTD Expended, Fund Balance, Encumbrance, Unencumbered Balance. Rows include various program codes and descriptions like 'BASIC PROGRAMS FY 24', 'SST 4 PRESCHOOL IDEA', etc., ending with a Grand Total row.

ESC OF THE WESTERN RESERVE
Appropriation Summary Report -June 2024

Table with 10 columns: Full Account Code, Description, FYTD Appropriated, Prior Year Encumbrance, FYTD Expendable, FYTD Expended, MTD Expended, Encumbrance, FYTD Unencumbered, Percent Expended/Encumbered. Rows include various account codes and descriptions such as GENERAL REG INSTRUCTION PERSONAL SERV-SALARY.

ESC OF THE WESTERN RESERVE
Appropriation Summary Report -June 2024

Table with 10 columns: Full Account Code, Description, FYTD Appropriated, Prior Year Encumbrance, FYTD Expendable, FYTD Expended, MTD Expended, Encumbrance, FYTD Unencumbered, Percent Expended/Encumbered. Rows include various account codes and descriptions such as OUTLAY, GENERAL SPEC, INSTRUCT PERSONAL, etc.

## ESC OF THE WESTERN RESERVE

### Appropriation Summary Report -June 2024

Full Account Code	Description	FYTD Appropriated	Prior Year Encumbrance	FYTD Expendable	FYTD Expended	MTD Expended	Encumbrance	FYTD Unencumbered	Percent Expended/Encumbered
001-2100-100-0000	GENERAL SUPPORT SERV-PUPILS PERSONAL SERV-SAL	\$ 2,411,336.54	\$ 0.00	\$ 2,411,336.54	\$ 2,411,336.54	\$ 184,369.89	\$ 0.00	\$ 0.00	100.00 %
001-2100-100-9016	GENERAL SUPPORT SERV-PUPILS PERSONAL SERV-SAL	61,412.03	0.00	61,412.03	61,412.03	5,032.50	0.00	0.00	100.00
001-2100-100-9022	GENERAL SUPPORT SERVICES - PUPILS PERSONAL SERVICES - SALARIES	8,000.00	0.00	8,000.00	8,000.00	0.00	0.00	0.00	100.00
001-2100-200-0000	GENERAL SUPPORT SERV-PUPILS EMPLOYEES RETIRE/ GENERAL SUPPORT	853,095.43	0.00	853,095.43	853,095.43	74,432.45	0.00	0.00	100.00
001-2100-200-9016	SERV-PUPILS EMPLOYEES RETIRE/ GENERAL SUPPORT	11,005.17	0.00	11,005.17	11,005.17	2,062.83	0.00	0.00	100.00
001-2100-200-9022	SERV-PUPILS EMPLOYEES RETIRE. & INSUR. BEN GENERAL SUPPORT	1,270.20	0.00	1,270.20	1,270.20	0.00	0.00	0.00	100.00
001-2100-400-0000	SERV-PUPILS PURCHASED SERV GENERAL SUPPORT	719,675.20	2,568.86	722,244.06	711,965.74	164,976.97	10,278.32	0.00	100.00
001-2100-400-9016	SERV-PUPILS PURCHASED SERV GENERAL SUPPORT	40,999.65	0.00	40,999.65	40,999.65	5,462.50	0.00	0.00	100.00
001-2100-400-9022	SERV-PUPILS PURCHASED SERVICES GENERAL SUPPORT	(18,842.78)	19,050.00	207.22	207.22	0.00	0.00	0.00	100.00
001-2100-500-0000	SERV-PUPILS SUPPLY/MATERIAL GENERAL SUPPORT	637.33	100.00	737.33	737.33	207.66	0.00	0.00	100.00
001-2100-500-9016	SERV-PUPILS SUPPLY/MATERIAL GENERAL SUPPORT	7,719.49	1,220.93	8,940.42	8,834.96	1,419.26	100.00	5.46	99.94
001-2200-100-0000	GENERAL SUPP SERV- INSTRUCT STAFF PERSONAL SER	352,618.16	0.00	352,618.16	352,618.16	41,113.43	0.00	0.00	100.00
001-2200-200-0000	GENERAL SUPP SERV- INSTRUCT STAFF EMPLOYEES RE	148,817.62	0.00	148,817.62	148,817.62	17,975.68	0.00	0.00	100.00
001-2200-400-0000	GENERAL SUPP SERV- INSTRUCT STAFF PURCHASED SE	38,503.11	4,284.88	42,787.99	27,575.61	2,219.01	5,047.28	10,165.10	76.24
001-2200-400-9424	GENERAL SUPP SERV- INSTRUCTIONAL STAFF PURCHASED SERVICES	34,067.37	0.00	34,067.37	34,067.37	9,508.37	0.00	0.00	100.00
001-2200-500-0000	GENERAL SUPP SERV- INSTRUCT STAFF SUPPLY/MATER	3,919.72	0.00	3,919.72	3,830.22	0.00	49.50	40.00	98.98

ESC OF THE WESTERN RESERVE
Appropriation Summary Report -June 2024

Table with 10 columns: Full Account Code, Description, FYTD Appropriated, Prior Year Encumbrance, FYTD Expendable, FYTD Expended, MTD Expended, Encumbrance, FYTD Unencumbered, Percent Expended/Encumbered. Rows include various account codes and descriptions such as GENERAL SUPP SERV-INSTRUCT STAFF, GENERAL SUPP SERV-INSTRUCTIONAL STAFF, etc.



## ESC OF THE WESTERN RESERVE

### Appropriation Summary Report -June 2024

Full Account Code	Description	FYTD Appropriated	Prior Year Encumbrance	FYTD Expendable	FYTD Expended	MTD Expended	Encumbrance	FYTD Unencumbered	Percent Expended/Encumbered
	OUTLAY								
001-2400-800-0000	GENERAL SUPPORT SERV-ADMIN MISCELLANEOUS OBJE	\$ 37,154.27	\$ 0.00	\$ 37,154.27	\$ 37,154.27	\$ 0.00	\$ 0.00	\$ 0.00	100.00 %
001-2400-800-9016	GENERAL SUPPORT SERV-ADMIN MISCELLANEOUS OBJE	1,597.00	0.00	1,597.00	1,597.00	0.00	0.00	0.00	100.00
001-2500-100-0000	GENERAL FISCAL PERSONAL SERV-SALARY	289,622.16	0.00	289,622.16	289,622.16	26,443.09	0.00	0.00	100.00
001-2500-100-9022	GENERAL FISCAL SERVICES PERSONAL SERVICES - SALARIES	10,000.00	0.00	10,000.00	10,000.00	0.00	0.00	0.00	100.00
001-2500-200-0000	GENERAL FISCAL EMPLOYEES RETIRE/INSUR BEN	135,714.98	0.00	135,714.98	135,714.98	13,719.02	0.00	0.00	100.00
001-2500-200-9022	GENERAL FISCAL SERVICES EMPLOYEES RETIRE. & INSUR. BEN	2,207.00	0.00	2,207.00	2,207.00	0.00	0.00	0.00	100.00
001-2500-400-0000	GENERAL FISCAL PURCHASED SERV	84,562.79	2,043.65	86,606.44	77,497.46	4,114.09	7,546.08	1,562.90	98.20
001-2500-400-9016	GENERAL FISCAL PURCHASED SERV	14,400.00	0.00	14,400.00	14,400.00	0.00	0.00	0.00	100.00
001-2500-400-9424	GENERAL FISCAL SERVICES PURCHASED SERVICES	10,000.00	0.00	10,000.00	99.00	0.00	0.00	9,901.00	0.99
001-2500-500-0000	GENERAL FISCAL SUPPLY/MATERIAL	2,062.14	0.00	2,062.14	2,062.14	130.18	0.00	0.00	100.00
001-2500-600-0000	GENERAL FISCAL CAPITAL OUTLAY	1,144.25	1,088.00	2,232.25	2,232.25	0.00	0.00	0.00	100.00
001-2500-800-0000	GENERAL FISCAL SERVICES MISCELLANEOUS OBJECTS	27,706.70	110.00	27,816.70	27,816.70	0.00	0.00	0.00	100.00
001-2600-100-0000	GENERAL SUPPORT SERVICES - BUSINESS PERSONAL SERVICES - SALARIES	85,734.28	0.00	85,734.28	70,868.81	(10,377.67)	0.00	14,865.47	82.66
001-2600-200-0000	GENERAL SUPPORT SERVICES - BUSINESS EMPLOYEES RETIRE. & INSUR. BEN	13,936.91	0.00	13,936.91	13,936.91	729.06	0.00	0.00	100.00
001-2600-400-0000	GENERAL SUPPORT SERVICES - BUSINESS PURCHASED SERVICES	(79,864.48)	95,639.50	15,775.02	(2,130.56)	583.42	17,655.58	250.00	98.42
001-2600-400-9016	GENERAL SUPPORT SERV-BUSINESS PURCHASED SERV	22,924.16	0.00	22,924.16	22,664.16	2,400.00	260.00	0.00	100.00
001-2600-500-0000	GENERAL SUPPORT SERVICES - BUSINESS	264.99	0.00	264.99	264.99	0.00	0.00	0.00	100.00

## ESC OF THE WESTERN RESERVE

### Appropriation Summary Report -June 2024

Full Account Code	Description	FYTD Appropriated	Prior Year Encumbrance	FYTD Expendable	FYTD Expended	MTD Expended	Encumbrance	FYTD Unencumbered	Percent Expended/Encumbered
001-2700-100-0000	SUPPLIES AND MATERIALS GENERAL OPERATION & MAINT OF PLANT SER PERSONAL SERVICES - SALARIES	\$ 82,739.87	\$ 0.00	\$ 82,739.87	\$ 82,739.87	\$ 6,936.43	\$ 0.00	\$ 0.00	100.00 %
001-2700-200-0000	GENERAL OPERATION & MAINT OF PLANT SER EMPLOYEES RETIRE. & INSUR. BEN	64,016.74	0.00	64,016.74	64,016.74	3,293.21	0.00	0.00	100.00
001-2700-400-0000	GENERAL OPERATION & MAINT OF PLANT SER PURCHASED SERVICES	383,456.42	6,095.05	389,551.47	388,000.54	12,788.50	1,550.93	0.00	100.00
001-2700-400-9016	GENERAL OPERATION & MAINT OF PLANT SER PURCHASED SERVICES	104,957.83	3,131.74	108,089.57	106,100.27	8,385.48	1,989.30	0.00	100.00
001-2700-500-0000	GENERAL OPERATION & MAINT OF PLANT SER SUPPLIES AND MATERIALS	3,219.48	0.00	3,219.48	3,219.48	0.00	0.00	0.00	100.00
001-2700-500-9016	GENERAL OPERATION & MAINT OF PLANT SER SUPPLIES AND MATERIALS	7,208.88	1,100.00	8,308.88	8,308.88	274.08	0.00	0.00	100.00
001-2700-800-0000	GENERAL OPERATION & MAINT OF PLANT SER MISCELLANEOUS OBJECTS	12,055.70	605.12	12,660.82	12,660.82	0.00	0.00	0.00	100.00
001-2700-800-9016	GENERAL OPERATION & MAINT OF PLANT SER MISCELLANEOUS OBJECTS	983.84	0.00	983.84	983.84	0.00	0.00	0.00	100.00
001-2800-100-0000	GENERAL SUPPORT SERV-PUPIL TRANSPOR PERSONAL	193,834.42	0.00	193,834.42	193,834.42	17,047.78	0.00	0.00	100.00
001-2800-200-0000	GENERAL SUPPORT SERV-PUPIL TRANSPOR EMPLOYEES	70,618.86	0.00	70,618.86	70,618.86	5,047.30	0.00	0.00	100.00
001-2800-400-0000	GENERAL SUPPORT SERV-PUPIL TRANSPOR PURCHASED	73,114.20	2,374.74	75,488.94	65,978.71	1,320.01	9,510.23	0.00	100.00
001-2800-400-9016	GENERAL SUPPORT SERV-PUPIL TRANSPOR PURCHASED	118,642.30	0.00	118,642.30	118,642.30	0.00	0.00	0.00	100.00
001-2800-500-0000	GENERAL SUPPORT SERV-PUPIL TRANSPOR SUPPLY/MA	9,330.46	6,332.55	15,663.01	14,675.70	0.00	701.40	285.91	98.17
001-2900-100-0000	GENERAL SUPPORT SERV/CENTRAL	267,011.08	0.00	267,011.08	267,011.08	17,627.43	0.00	0.00	100.00

ESC OF THE WESTERN RESERVE
Appropriation Summary Report -June 2024

Table with 10 columns: Full Account Code, Description, FYTD Appropriated, Prior Year Encumbrance, FYTD Expendable, FYTD Expended, MTD Expended, Encumbrance, FYTD Unencumbered, Percent Expended/Encumbered. Rows include various account codes and descriptions such as PERSONAL SERV-SA, GENERAL SUPPORT SERV/CENTRAL, etc.

ESC OF THE WESTERN RESERVE
Appropriation Summary Report -June 2024

Table with 10 columns: Full Account Code, Description, FYTD Appropriated, Prior Year Encumbrance, FYTD Expendable, FYTD Expended, MTD Expended, Encumbrance, FYTD Unencumbered, Percent Expended/Encumbered. Rows include various account codes and descriptions such as 'ORIENTED PURCHASED S', 'GENERAL ACQUISITION & CONSTRUCT.', and 'SPECIAL TRUST SUPP SERV- INSTRUCTIONAL STAFF PURCHASED SERVICES'.

ESC OF THE WESTERN RESERVE
Appropriation Summary Report -June 2024

Table with 10 columns: Full Account Code, Description, FYTD Appropriated, Prior Year Encumbrance, FYTD Expendable, FYTD Expended, MTD Expended, Encumbrance, FYTD Unencumbered, Percent Expended/Encumbered. Rows include various account codes and descriptions for Fund 018 and Fund 019.

ESC OF THE WESTERN RESERVE
Appropriation Summary Report -June 2024

Table with 10 columns: Full Account Code, Description, FYTD Appropriated, Prior Year Encumbrance, FYTD Expendable, FYTD Expended, MTD Expended, Encumbrance, FYTD Unencumbered, Percent Expended/Encumbered. Rows include fund details for 024, 025, and 027.

ESC OF THE WESTERN RESERVE
Appropriation Summary Report -June 2024

Table with 10 columns: Full Account Code, Description, FYTD Appropriated, Prior Year Encumbrance, FYTD Expendable, FYTD Expended, MTD Expended, Encumbrance, FYTD Unencumbered, Percent Expended/Encumbered. Rows include various account codes and descriptions such as SPECIAL LEVY FUND, STUDENT MANAGED ACT, and PUBLIC SCHOOL.

ESC OF THE WESTERN RESERVE
Appropriation Summary Report -June 2024

Table with 10 columns: Full Account Code, Description, FYTD Appropriated, Prior Year Encumbrance, FYTD Expendable, FYTD Expended, MTD Expended, Encumbrance, FYTD Unencumbered, Percent Expended/Encumbered. Rows include various account codes and descriptions such as GRANT FUND REGULAR INSTRUCTION, MISCELLANEOUS STATE GRANT FUND SPECIAL INSTRUCTION, etc.



ESC OF THE WESTERN RESERVE
Appropriation Summary Report -June 2024

Table with 10 columns: Full Account Code, Description, FYTD Appropriated, Prior Year Encumbrance, FYTD Expendable, FYTD Expended, MTD Expended, Encumbrance, FYTD Unencumbered, Percent Expended/Encumbered. Rows include various account codes and descriptions such as 'SERV- INSTRUCTIONAL STAFF PERSONAL SERVICES - SALARIES' and 'MISCELLANEOUS STATE GRANT FUND SUPP'.

ESC OF THE WESTERN RESERVE
Appropriation Summary Report -June 2024

Table with 10 columns: Full Account Code, Description, FYTD Appropriated, Prior Year Encumbrance, FYTD Expendable, FYTD Expended, MTD Expended, Encumbrance, FYTD Unencumbered, Percent Expended/Encumbered. Rows include various account codes and descriptions such as 'SERV- INSTRUCTIONAL STAFF PURCHASED SERVICES' and 'MISCELLANEOUS STATE GRANT FUND SUPP'.

ESC OF THE WESTERN RESERVE
Appropriation Summary Report -June 2024

Table with 10 columns: Full Account Code, Description, FYTD Appropriated, Prior Year Encumbrance, FYTD Expendable, FYTD Expended, MTD Expended, Encumbrance, FYTD Unencumbered, Percent Expended/Encumbered. Rows include various account codes and descriptions such as 'SERV- ADMINISTRATIVE PERSONAL SERVICES - SALARIES' and 'MISCELLANEOUS STATE GRANT FUND SUPPORT'.

ESC OF THE WESTERN RESERVE
Appropriation Summary Report -June 2024

Table with 10 columns: Full Account Code, Description, FYTD Appropriated, Prior Year Encumbrance, FYTD Expendable, FYTD Expended, MTD Expended, Encumbrance, FYTD Unencumbered, Percent Expended/Encumbered. Rows include various account codes and descriptions such as MISCELLANEOUS STATE GRANT FUND SITE ACQUISITION SERVICES SUPPLIES AND MATERIALS.

ESC OF THE WESTERN RESERVE
Appropriation Summary Report -June 2024

Table with 10 columns: Full Account Code, Description, FYTD Appropriated, Prior Year Encumbrance, FYTD Expendable, FYTD Expended, MTD Expended, Encumbrance, FYTD Unencumbered, Percent Expended/Encumbered. Rows include account codes like 507-1100-100-9524 and descriptions such as INSTRUCTION PERSONAL SERVICES - SALARIES.

## ESC OF THE WESTERN RESERVE

### Appropriation Summary Report -June 2024

Full Account Code	Description	FYTD Appropriated	Prior Year Encumbrance	FYTD Expendable	FYTD Expended	MTD Expended	Encumbrance	FYTD Unencumbered	Percent Expended/Encumbered
507-1100-200-9624	EMPLOYEES RETIRE. & INSUR. BEN ELEMENTARY AND SECONDARY SCHOOL EMERGENCY RELIEF FUND REGULAR INSTRUCTION	\$ 20,262.08	\$ 0.00	\$ 20,262.08	\$ 20,262.08	\$ 2,214.12	\$ 0.00	\$ 0.00	100.00 %
507-2100-100-9023	EMPLOYEES RETIRE. & INSUR. BEN ELEMENTARY AND SECONDARY SCHOOL EMERGENCY RELIEF FUND SUPPORT	15,852.68	0.00	15,852.68	15,852.68	0.00	0.00	0.00	100.00
507-2100-100-9024	SERVICES - PUPILS PERSONAL SERVICES - SALARIES ELEMENTARY AND SECONDARY SCHOOL EMERGENCY RELIEF FUND SUPPORT	78,477.61	0.00	78,477.61	78,477.61	5,190.75	0.00	0.00	100.00
507-2100-200-9023	SERVICES - PUPILS PERSONAL SERVICES - SALARIES ELEMENTARY AND SECONDARY SCHOOL EMERGENCY RELIEF FUND SUPPORT	2,582.99	0.00	2,582.99	2,582.99	0.00	0.00	0.00	100.00
507-2100-200-9024	EMPLOYEES RETIRE. & INSUR. BEN ELEMENTARY AND SECONDARY SCHOOL EMERGENCY RELIEF FUND SUPPORT	13,612.07	0.00	13,612.07	13,612.07	1,360.88	0.00	0.00	100.00
507-2100-400-9023	SERVICES - PUPILS PURCHASED SERVICES ELEMENTARY AND SECONDARY SCHOOL EMERGENCY RELIEF FUND SUPPORT	(288.00)	288.00	0.00	0.00	0.00	0.00	0.00	0.00
507-2100-400-9024	SERVICES - PUPILS PURCHASED SERVICES ELEMENTARY AND SECONDARY SCHOOL EMERGENCY RELIEF FUND SUPPORT	1,300.00	0.00	1,300.00	1,300.00	(881.89)	0.00	0.00	100.00
507-2100-	PURCHASED SERVICES ELEMENTARY AND	(78.87)	118.83	39.96	39.96	0.00	0.00	0.00	100.00

## ESC OF THE WESTERN RESERVE

### Appropriation Summary Report -June 2024

Full Account Code	Description	FYTD Appropriated	Prior Year Encumbrance	FYTD Expendable	FYTD Expended	MTD Expended	Encumbrance	FYTD Unencumbered	Percent Expended/Encumbered
500-9023	SECONDARY SCHOOL EMERGENCY RELIEF FUND SUPPORT SERVICES - PUPILS SUPPLIES AND MATERIALS								
507-2100-500-9024	ELEMENTARY AND SECONDARY SCHOOL EMERGENCY RELIEF FUND SUPPORT SERVICES - PUPILS SUPPLIES AND MATERIALS	\$ 1,434.62	\$ 0.00	\$ 1,434.62	\$ 1,434.62	\$ 0.00	\$ 0.00	\$ 0.00	100.00 %
507-2200-100-9323	ELEMENTARY AND SECONDARY SCHOOL EMERGENCY RELIEF FUND SUPP SERV-INSTRUCTIONAL STAFF PERSONAL SERVICES - SALARIES	(21,274.45)	0.00	(21,274.45)	(21,274.45)	0.00	0.00	0.00	100.00
507-2200-100-9324	ELEMENTARY AND SECONDARY SCHOOL EMERGENCY RELIEF FUND SUPP SERV-INSTRUCTIONAL STAFF PERSONAL SERVICES - SALARIES	738.82	0.00	738.82	738.82	0.00	0.00	0.00	100.00
507-2200-200-9323	ELEMENTARY AND SECONDARY SCHOOL EMERGENCY RELIEF FUND SUPP SERV-INSTRUCTIONAL STAFF EMPLOYEES RETIRE. & INSUR. BEN	(3,377.85)	0.00	(3,377.85)	(3,377.85)	0.00	0.00	0.00	100.00
507-2200-200-9324	ELEMENTARY AND SECONDARY SCHOOL EMERGENCY RELIEF FUND SUPP SERV-INSTRUCTIONAL STAFF EMPLOYEES RETIRE. & INSUR. BEN	118.49	0.00	118.49	118.49	0.00	0.00	0.00	100.00
507-2400-100-9123	ELEMENTARY AND SECONDARY SCHOOL EMERGENCY RELIEF FUND SUPPORT SERV-ADMINISTRATIVE PERSONAL SERVICES - SALARIES	22,075.98	0.00	22,075.98	22,075.98	0.00	0.00	0.00	100.00
507-2400-100-9124	ELEMENTARY AND SECONDARY SCHOOL	69,296.22	0.00	69,296.22	69,296.22	5,756.00	0.00	0.00	100.00

## ESC OF THE WESTERN RESERVE

### Appropriation Summary Report -June 2024

Full Account Code	Description	FYTD Appropriated	Prior Year Encumbrance	FYTD Expendable	FYTD Expended	MTD Expended	Encumbrance	FYTD Unencumbered	Percent Expended/Encumbered
507-2400-200-9123	EMERGENCY RELIEF FUND SUPPORT SERV- ADMINISTRATIVE PERSONAL SERVICES - SALARIES ELEMENTARY AND SECONDARY SCHOOL	\$ 3,546.38	\$ 0.00	\$ 3,546.38	\$ 3,546.38	\$ 0.00	\$ 0.00	\$ 0.00	100.00 %
507-2400-200-9124	EMERGENCY RELIEF FUND SUPPORT SERV- ADMINISTRATIVE EMPLOYEES RETIRE. & INSUR. BEN ELEMENTARY AND SECONDARY SCHOOL	21,404.06	0.00	21,404.06	21,404.06	1,576.44	0.00	0.00	100.00
507-2400-400-9123	EMERGENCY RELIEF FUND SUPPORT SERV- ADMINISTRATIVE EMPLOYEES RETIRE. & INSUR. BEN ELEMENTARY AND SECONDARY SCHOOL	(157.21)	554.76	397.55	397.55	0.00	0.00	0.00	100.00
507-2400-400-9124	EMERGENCY RELIEF FUND SUPPORT SERV- ADMINISTRATIVE PURCHASED SERVICES ELEMENTARY AND SECONDARY SCHOOL	4,307.43	0.00	4,307.43	2,354.84	514.86	1,952.59	0.00	100.00
507-2400-400-9323	EMERGENCY RELIEF FUND SUPPORT SERV- ADMINISTRATIVE PURCHASED SERVICES EXTENDED LEARNING & RECOVERY 2022-2024	(43,634.37)	44,512.28	877.91	877.91	(40.11)	0.00	0.00	100.00
507-2400-400-9324	EMERGENCY RELIEF FUND SUPPORT SERV- ADMINISTRATIVE PURCHASED SERVICES ELEMENTARY AND SECONDARY SCHOOL	470,977.35	0.00	470,977.35	393,057.29	52,046.25	77,920.06	0.00	100.00
507-2400-400-9423	EMERGENCY RELIEF FUND SUPPORT SERV- ADMINISTRATIVE PURCHASED SERVICES ELEMENTARY AND SECONDARY SCHOOL	333.27	12,173.73	12,507.00	0.00	0.00	0.00	12,507.00	0.00
507-2400-400-9424	EMERGENCY RELIEF FUND SUPPORT SERV- ADMINISTRATIVE PURCHASED SERVICES ELEMENTARY AND SECONDARY SCHOOL	65,570.83	0.00	65,570.83	44,040.55	4,505.11	13,770.97	7,759.31	88.17



## ESC OF THE WESTERN RESERVE Appropriation Summary Report -June 2024

Full Account Code	Description	FYTD Appropriated	Prior Year Encumbrance	FYTD Expendable	FYTD Expended	MTD Expended	Encumbrance	FYTD Unencumbered	Percent Expended/Encumbered
507-2400-400-9524	PURCHASED SERVICES ELEMENTARY AND SECONDARY SCHOOL EMERGENCY RELIEF FUND SUPPORT SERV- ADMINISTRATIVE	\$ (599.76)	\$ 1,418.16	\$ 818.40	\$ 818.40	\$ 0.00	\$ 0.00	\$ 0.00	100.00 %
507-2400-400-9624	PURCHASED SERVICES ELEMENTARY AND SECONDARY SCHOOL EMERGENCY RELIEF FUND SUPPORT SERV- ADMINISTRATIVE	12,350.38	0.00	12,350.38	11,229.08	1,365.74	1,121.30	0.00	100.00
507-2400-500-9323	PURCHASED SERVICES EXTENDED LEARNING & RECOVERY 2022-2024	713.35	2,763.19	3,476.54	3,476.54	0.00	0.00	0.00	100.00
507-2400-500-9324	ELEMENTARY AND SECONDARY SCHOOL EMERGENCY RELIEF FUND SUPPORT SERV- ADMINISTRATIVE	18,185.09	0.00	18,185.09	17,939.97	4,329.99	245.12	0.00	100.00
507-2400-500-9423	SUPPLIES AND MATERIALS ELEMENTARY AND SECONDARY SCHOOL EMERGENCY RELIEF FUND SUPPORT SERV- ADMINISTRATIVE	0.00	1,193.00	1,193.00	0.00	0.00	0.00	1,193.00	0.00
507-2400-500-9424	SUPPLIES AND MATERIALS ELEMENTARY AND SECONDARY SCHOOL EMERGENCY RELIEF FUND SUPPORT SERV- ADMINISTRATIVE	2,027.32	0.00	2,027.32	2,027.32	0.00	0.00	0.00	100.00
507-2400-500-9524	SUPPLIES AND MATERIALS ELEMENTARY AND SECONDARY SCHOOL EMERGENCY RELIEF FUND SUPPORT SERV- ADMINISTRATIVE	(98.62)	98.62	0.00	0.00	0.00	0.00	0.00	0.00
507-2400-500-9624	SUPPLIES AND MATERIALS ELEMENTARY AND SECONDARY SCHOOL EMERGENCY RELIEF FUND SUPPORT SERV- ADMINISTRATIVE	3,340.75	0.00	3,340.75	3,301.76	2,476.90	38.99	0.00	100.00

ESC OF THE WESTERN RESERVE
Appropriation Summary Report -June 2024

Table with 10 columns: Full Account Code, Description, FYTD Appropriated, Prior Year Encumbrance, FYTD Expendable, FYTD Expended, MTD Expended, Encumbrance, FYTD Unencumbered, Percent Expended/Encumbered. Rows include various account codes and descriptions such as 'EXTENDED LEARNING & RECOVERY 2022-2024' and 'ELEMENTARY AND SECONDARY SCHOOL EMERGENCY RELIEF FUND SUPPORT SERV-ADMINISTRATIVE CAPITAL OUTLAY'.

ESC OF THE WESTERN RESERVE
Appropriation Summary Report -June 2024

Table with 10 columns: Full Account Code, Description, FYTD Appropriated, Prior Year Encumbrance, FYTD Expendable, FYTD Expended, MTD Expended, Encumbrance, FYTD Unencumbered, Percent Expended/Encumbered. Rows include various account codes and descriptions for emergency relief and education services.

ESC OF THE WESTERN RESERVE
Appropriation Summary Report -June 2024

Table with 10 columns: Full Account Code, Description, FYTD Appropriated, Prior Year Encumbrance, FYTD Expendable, FYTD Expended, MTD Expended, Encumbrance, FYTD Unencumbered, Percent Expended/Encumbered. Rows include various account codes and descriptions such as IDEA PART B GRANTS SUPPORT SERVICES - PUPILS EMPLOYEES RETIRE. & INSUR. BEN.

ESC OF THE WESTERN RESERVE
Appropriation Summary Report -June 2024

Table with 10 columns: Full Account Code, Description, FYTD Appropriated, Prior Year Encumbrance, FYTD Expendable, FYTD Expended, MTD Expended, Encumbrance, FYTD Unencumbered, Percent Expended/Encumbered. Rows include various account codes and descriptions such as 'INSUR. BEN', 'IDEA PART B GRANTS', and 'SUPPORT SERV-ADMINISTRATIVE'.

ESC OF THE WESTERN RESERVE
Appropriation Summary Report -June 2024

Table with 10 columns: Full Account Code, Description, FYTD Appropriated, Prior Year Encumbrance, FYTD Expendable, FYTD Expended, MTD Expended, Encumbrance, FYTD Unencumbered, Percent Expended/Encumbered. Rows include various account codes and descriptions such as PERSONAL SERVICES - SALARIES, IDEA PART B GRANTS, and LIMITED ENGLISH PROFICIENCY SPECIAL INSTRUCTION.

ESC OF THE WESTERN RESERVE
Appropriation Summary Report -June 2024

Table with 10 columns: Full Account Code, Description, FYTD Appropriated, Prior Year Encumbrance, FYTD Expendable, FYTD Expended, MTD Expended, Encumbrance, FYTD Unencumbered, Percent Expended/Encumbered. Rows include account codes like 551-7400-900-9123 and 572-1100-100-9024 with their respective descriptions and financial values.

## ESC OF THE WESTERN RESERVE

### Appropriation Summary Report -June 2024

Full Account Code	Description	FYTD Appropriated	Prior Year Encumbrance	FYTD Expendable	FYTD Expended	MTD Expended	Encumbrance	FYTD Unencumbered	Percent Expended/Encumbered
587-2200-100-9024	STAFF PERSONAL SERVICES - SALARIES IDEA PRESCHOOL-HANDICAPPED SUPP SERV- INSTRUCTIONAL	\$ 83,468.44	\$ 0.00	\$ 83,468.44	\$ 83,468.44	\$ 7,928.04	\$ 0.00	\$ 0.00	100.00 %
587-2200-100-9123	STAFF PERSONAL SERVICES - SALARIES IDEA PRESCHOOL-HANDICAPPED SUPP SERV- INSTRUCTIONAL	1,940.81	0.00	1,940.81	1,940.81	0.00	0.00	0.00	100.00
587-2200-100-9124	STAFF PERSONAL SERVICES - SALARIES IDEA PRESCHOOL-HANDICAPPED SUPP SERV- INSTRUCTIONAL	16,864.34	0.00	16,864.34	16,864.34	1,621.84	0.00	0.00	100.00
587-2200-200-9023	STAFF PERSONAL SERVICES - SALARIES IDEA PRESCHOOL-HANDICAPPED SUPP SERV- INSTRUCTIONAL	4,301.25	0.00	4,301.25	4,301.25	0.00	0.00	0.00	100.00
587-2200-200-9024	STAFF EMPLOYEES RETIRE. & INSUR. BEN IDEA PRESCHOOL-HANDICAPPED SUPP SERV- INSTRUCTIONAL	25,169.50	0.00	25,169.50	25,169.50	2,664.92	0.00	0.00	100.00
587-2200-200-9123	STAFF EMPLOYEES RETIRE. & INSUR. BEN IDEA PRESCHOOL-HANDICAPPED SUPP SERV- INSTRUCTIONAL	737.04	0.00	737.04	737.04	0.00	0.00	0.00	100.00
587-2200-200-9124	STAFF EMPLOYEES RETIRE. & INSUR. BEN IDEA PRESCHOOL-HANDICAPPED SUPP SERV- INSTRUCTIONAL	9,902.30	0.00	9,902.30	9,902.30	800.76	0.00	0.00	100.00
587-2500-800-9024	STAFF EMPLOYEES RETIRE. & INSUR. BEN IDEA PRESCHOOL-HANDICAPPED FISCAL SERVICES	4,117.13	0.00	4,117.13	4,117.13	4,117.13	0.00	0.00	100.00
587-2500-800-9124	MISCELLANEOUS OBJECTS IDEA PRESCHOOL-HANDICAPPED FISCAL SERVICES	981.11	0.00	981.11	981.11	981.11	0.00	0.00	100.00
587-2500-800-9224	MISCELLANEOUS OBJECTS IDEA PRESCHOOL-HANDICAPPED FISCAL SERVICES	1,359.08	0.00	1,359.08	1,359.08	1,359.08	0.00	0.00	100.00



ESC OF THE WESTERN RESERVE
Appropriation Summary Report -June 2024

Table with 10 columns: Full Account Code, Description, FYTD Appropriated, Prior Year Encumbrance, FYTD Expendable, FYTD Expended, MTD Expended, Encumbrance, FYTD Unencumbered, Percent Expended/Encumbered. Rows include various account codes and descriptions such as MISCELLANEOUS OBJECTS, IDEA PRESCHOOL-HANDICAPPED ADVANCES, IMPROVING TEACHER QUALITY, and MISCELLANEOUS FED. GRANT FUND SUPP.

**ESC OF THE WESTERN RESERVE  
Appropriation Summary Report -June 2024**

Full Account Code	Description	FYTD Appropriated	Prior Year Encumbrance	FYTD Expendable	FYTD Expended	MTD Expended	Encumbrance	FYTD Unencumbered	Percent Expended/Encumbered
100-9523	GRANT FUND SUPP SERV- INSTRUCTIONAL STAFF PERSONAL SERVICES - SALARIES								
599-2200-100-9524	MISCELLANEOUS FED. GRANT FUND SUPP SERV- INSTRUCTIONAL STAFF PERSONAL SERVICES - SALARIES	\$ 30,425.39	\$ 0.00	\$ 30,425.39	\$ 30,425.39	\$ 0.00	\$ 0.00	\$ 0.00	100.00 %
599-2200-200-9123	MISCELLANEOUS FED. GRANT FUND SUPP SERV- INSTRUCTIONAL STAFF EMPLOYEES RETIRE. & INSUR. BEN	1,370.54	0.00	1,370.54	1,370.54	0.00	0.00	0.00	100.00
599-2200-200-9223	MISCELLANEOUS FED. GRANT FUND SUPP SERV- INSTRUCTIONAL STAFF EMPLOYEES RETIRE. & INSUR. BEN	3,802.28	0.00	3,802.28	3,802.28	0.00	0.00	0.00	100.00
599-2200-200-9224	MISCELLANEOUS FED. GRANT FUND SUPP SERV- INSTRUCTIONAL STAFF EMPLOYEES RETIRE. & INSUR. BEN	2,986.42	0.00	2,986.42	2,986.42	3,620.46	0.00	0.00	100.00
599-2200-200-9323	MISCELLANEOUS FED. GRANT FUND SUPP SERV- INSTRUCTIONAL STAFF EMPLOYEES RETIRE. & INSUR. BEN	8,233.46	0.00	8,233.46	8,233.46	0.00	0.00	0.00	100.00
599-2200-200-9423	MISCELLANEOUS FED. GRANT FUND SUPP SERV- INSTRUCTIONAL STAFF EMPLOYEES RETIRE. & INSUR. BEN	10,665.26	0.00	10,665.26	10,665.26	0.00	0.00	0.00	100.00
599-2200-200-9424	MISCELLANEOUS FED. GRANT FUND SUPP SERV- INSTRUCTIONAL STAFF EMPLOYEES RETIRE. & INSUR. BEN	7,150.00	0.00	7,150.00	5,571.08	260.65	0.00	1,578.92	77.92
599-2200-200-9523	MISCELLANEOUS FED. GRANT FUND SUPP SERV- INSTRUCTIONAL STAFF EMPLOYEES RETIRE. & INSUR. BEN	460.68	0.00	460.68	460.68	0.00	0.00	0.00	100.00
599-2200-200-9524	MISCELLANEOUS FED. GRANT FUND SUPP SERV- INSTRUCTIONAL STAFF EMPLOYEES RETIRE. & INSUR. BEN	8,574.61	0.00	8,574.61	8,574.61	0.00	0.00	0.00	100.00
599-2200-	MISCELLANEOUS FED.	12,500.00	0.00	12,500.00	12,500.00	0.00	0.00	0.00	100.00

## ESC OF THE WESTERN RESERVE

### Appropriation Summary Report -June 2024

Full Account Code	Description	FYTD Appropriated	Prior Year Encumbrance	FYTD Expendable	FYTD Expended	MTD Expended	Encumbrance	FYTD Unencumbered	Percent Expended/Encumbered
400-9024	GRANT FUND SUPP SERV- INSTRUCTIONAL STAFF PURCHASED SERVICES								
599-2200-400-9123	MISCELLANEOUS FED. GRANT FUND SUPP SERV- INSTRUCTIONAL STAFF PURCHASED SERVICES	\$ (2,790.91)	\$ 2,832.17	\$ 41.26	\$ 41.26	\$ 0.00	\$ 0.00	\$ 0.00	100.00 %
599-2200-400-9223	MISCELLANEOUS FED. GRANT FUND SUPP SERV- INSTRUCTIONAL STAFF PURCHASED SERVICES	(231.66)	755.00	523.34	107.90	84.56	0.00	415.44	20.62
599-2200-400-9224	MISCELLANEOUS FED. GRANT FUND SUPP SERV- INSTRUCTIONAL STAFF PURCHASED SERVICES	3,250.67	0.00	3,250.67	2,399.37	1,981.06	851.30	0.00	100.00
599-2200-400-9323	MISCELLANEOUS FED. GRANT FUND SUPP SERV- INSTRUCTIONAL STAFF PURCHASED SERVICES	61.39	675.70	737.09	737.09	0.00	0.00	0.00	100.00
599-2200-400-9423	MISCELLANEOUS FED. GRANT FUND SUPP SERV- INSTRUCTIONAL STAFF PURCHASED SERVICES	23,121.45	6,313.52	29,434.97	29,434.97	0.00	0.00	0.00	100.00
599-2200-400-9424	MISCELLANEOUS FED. GRANT FUND SUPP SERV- INSTRUCTIONAL STAFF PURCHASED SERVICES	66,365.53	0.00	66,365.53	59,290.54	13,707.61	9,949.95	(2,874.96)	104.33
599-2200-400-9523	MISCELLANEOUS FED. GRANT FUND SUPP SERV- INSTRUCTIONAL STAFF PURCHASED SERVICES	(1,800.14)	6,373.58	4,573.44	4,573.44	0.00	0.00	0.00	100.00
599-2200-400-9524	MISCELLANEOUS FED. GRANT FUND SUPP SERV- INSTRUCTIONAL STAFF PURCHASED SERVICES	20,000.00	0.00	20,000.00	15,755.00	0.00	4,245.00	0.00	100.00
599-2200-500-9123	MISCELLANEOUS FED. GRANT FUND SUPP SERV- INSTRUCTIONAL STAFF SUPPLIES AND MATERIALS	(291.50)	291.50	0.00	0.00	0.00	0.00	0.00	0.00
599-2200-	MISCELLANEOUS FED.	(591.08)	752.74	161.66	161.66	77.80	0.00	0.00	100.00

## ESC OF THE WESTERN RESERVE

### Appropriation Summary Report -June 2024

Full Account Code	Description	FYTD Appropriated	Prior Year Encumbrance	FYTD Expendable	FYTD Expended	MTD Expended	Encumbrance	FYTD Unencumbered	Percent Expended/Encumbered
500-9223	GRANT FUND SUPP SERV- INSTRUCTIONAL STAFF SUPPLIES AND MATERIALS								
599-2200- 500-9224	MISCELLANEOUS FED. GRANT FUND SUPP SERV- INSTRUCTIONAL STAFF SUPPLIES AND MATERIALS	\$ 182.15	\$ 0.00	\$ 182.15	\$ 182.15	\$ 0.00	\$ 0.00	\$ 0.00	100.00 %
599-2200- 500-9323	MISCELLANEOUS FED. GRANT FUND SUPP SERV- INSTRUCTIONAL STAFF SUPPLIES AND MATERIALS	126.38	2.60	128.98	128.98	0.00	0.00	0.00	100.00
599-2200- 500-9423	MISCELLANEOUS FED. GRANT FUND SUPP SERV- INSTRUCTIONAL STAFF SUPPLIES AND MATERIALS	256.65	1,599.13	1,855.78	1,855.78	0.00	0.00	0.00	100.00
599-2200- 500-9424	MISCELLANEOUS FED. GRANT FUND SUPP SERV- INSTRUCTIONAL STAFF SUPPLIES AND MATERIALS	3,000.00	0.00	3,000.00	1,104.54	700.00	3,130.10	(1,234.64)	141.15
599-2200- 500-9523	MISCELLANEOUS FED. GRANT FUND SUPP SERV- INSTRUCTIONAL STAFF SUPPLIES AND MATERIALS	(740.49)	740.49	0.00	0.00	0.00	0.00	0.00	0.00
599-2200- 500-9524	MISCELLANEOUS FED. GRANT FUND SUPP SERV- INSTRUCTIONAL STAFF SUPPLIES AND MATERIALS	1,000.00	0.00	1,000.00	1,000.00	0.00	0.00	0.00	100.00
599-2200- 800-9423	MISCELLANEOUS FED. GRANT FUND SUPP SERV- INSTRUCTIONAL STAFF MISCELLANEOUS OBJECTS	200.00	0.00	200.00	200.00	0.00	0.00	0.00	100.00
599-2200- 800-9424	MISCELLANEOUS FED. GRANT FUND SUPP SERV- INSTRUCTIONAL STAFF MISCELLANEOUS OBJECTS	2,584.47	0.00	2,584.47	450.00	0.00	0.00	2,134.47	17.41
599-2500- 800-9024	MISCELLANEOUS FED. GRANT FUND FISCAL SERVICES MISCELLANEOUS OBJECTS	1,304.92	0.00	1,304.92	1,304.92	1,304.92	0.00	0.00	100.00
599-7400-	MISCELLANEOUS FED.	0.00	0.00	0.00	47,300.00	0.00	0.00	(47,300.00)	0.00

**ESC OF THE WESTERN RESERVE  
Appropriation Summary Report -June 2024**

Full Account Code	Description	FYTD Appropriated	Prior Year Encumbrance	FYTD Expendable	FYTD Expended	MTD Expended	Encumbrance	FYTD Unencumbered	Percent Expended/Encumbered
900-9123	GRANT FUND ADVANCES OUT OTHER USES OF FUNDS								
599-7400- 900-9223	MISCELLANEOUS FED. GRANT FUND ADVANCES OUT OTHER USES OF FUNDS	\$ 0.00	\$ 0.00	\$ 0.00	\$ 17,400.00	\$ 0.00	\$ 0.00	\$ (17,400.00)	0.00 %
599-7400- 900-9423	MISCELLANEOUS FED. GRANT FUND ADVANCES OUT OTHER USES OF FUNDS	0.00	0.00	0.00	8,900.00	0.00	0.00	(8,900.00)	0.00
599-7400- 900-9523	MISCELLANEOUS FED. GRANT FUND ADVANCES OUT OTHER USES OF FUNDS	0.00	0.00	0.00	13,810.00	0.00	0.00	(13,810.00)	0.00
		<b>\$ 351,061.82</b>	<b>\$ 20,336.43</b>	<b>\$ 371,398.25</b>	<b>\$ 438,114.85</b>	<b>\$ 38,494.44</b>	<b>\$ 18,176.35</b>	<b>\$ (84,892.95)</b>	
<b>Grand Total</b>		<b>\$ 33,085,578.39</b>	<b>\$ 634,971.29</b>	<b>\$ 33,720,549.68</b>	<b>\$ 33,505,073.65</b>	<b>\$ 2,929,005.27</b>	<b>\$ 335,586.02</b>	<b>\$ (120,109.99)</b>	

Start Date: 06/01/2024

End Date: 06/30/2024

## ESC OF THE WESTERN RESERVE Disbursement Summary Report -June 2024

Check Number	Date	Name	Status	Reconcile Date	Void Date	Amount
0	6/6/2024	ESC OF THE WESTERN RESERVE	RECONCILED	6/10/2024		\$ 442,893.93
0	6/24/2024	ESC OF THE WESTERN RESERVE	RECONCILED	6/25/2024		454,700.51
9410	6/4/2024	ESC of the Western Reserve	RECONCILED	6/5/2024		234.79
9411	6/4/2024	ESC of the Western Reserve	RECONCILED	6/5/2024		174,732.85
9412	6/5/2024	OHIO TREASURER OF STATE	RECONCILED	6/5/2024		29.25
9413	6/5/2024	Bureau of Workers Compensation	RECONCILED	6/7/2024		3,480.36
9414	6/5/2024	LAKE GEAUGA COMPUTER ASSOC.	RECONCILED	6/5/2024		452.20
9415	6/5/2024	ESC of the Western Reserve	RECONCILED	6/5/2024		11,020.32
9416	6/6/2024	OHIO TREASURER OF STATE	VOID		6/6/2024	29.25
9417	6/6/2024	Amazon Capital Services, Inc	RECONCILED	6/7/2024		1,075.80
9418	6/6/2024	Bubonic, Dawn	RECONCILED	6/27/2024		600.00
9419	6/6/2024	CARDINAL BOARD OF EDUCATION	RECONCILED	6/12/2024		218.34
9420	6/6/2024	CRAIG , CANDACE	RECONCILED	6/7/2024		384.80
9421	6/6/2024	EVERSTREAM SOLUTIONS LLC.	RECONCILED	6/7/2024		23,960.00
9422	6/6/2024	MCCOLLUM, PATRICIA	RECONCILED	6/7/2024		131.92
9423	6/6/2024	MCGOWN & MARKLING CO., L.P.A.	RECONCILED	6/7/2024		89.00
9424	6/6/2024	MCOECN	RECONCILED	6/7/2024		10,773.93
9425	6/6/2024	NEOLA, INC.	RECONCILED	6/7/2024		1,455.00
9426	6/6/2024	PEALER, ANGELA	RECONCILED	6/7/2024		29.78
9427	6/6/2024	Ranta, Shannon	RECONCILED	6/7/2024		228.84
9428	6/6/2024	RENHILL GROUP, INC.	RECONCILED	6/7/2024		23,485.96
9429	6/6/2024	SNYDER AUTO CENTER	RECONCILED	6/7/2024		215.00
9430	6/6/2024	SUMMIT COUNTY ESC	RECONCILED	6/7/2024		1,762.92
9431	6/6/2024	Waste Management Corporate Services, Inc.	RECONCILED	6/7/2024		110.91
9432	6/6/2024	Ravenwood Mental Health Center	RECONCILED	6/7/2024		2,121.40
9433	6/6/2024	OHIO ASSOCIATION OF SCHOOL BUSINESS OFFICIALS	RECONCILED	6/17/2024		150.00
9434	6/6/2024	Appexx Enterprises Inc.	RECONCILED	6/7/2024		36.36
9435	6/6/2024	North Point Educational Service Center (ESC)	RECONCILED	6/12/2024		190.00
9436	6/6/2024	JENNIFER KUHN	RECONCILED	6/7/2024		390.21
9437	6/6/2024	Deborah Nannay	RECONCILED	6/7/2024		201.31
9438	6/6/2024	Hamilton County Educational Service Center	RECONCILED	6/11/2024		400.83
9439	6/6/2024	Andrea Hoff	RECONCILED	6/7/2024		330.00
9440	6/6/2024	Jacob Miller	RECONCILED	6/7/2024		438.28
9441	6/6/2024	Top Shelf Embroidery, LLC	RECONCILED	6/7/2024		37.68
9442	6/6/2024	Elizabeth Karako	RECONCILED	6/7/2024		415.40
9443	6/6/2024	Brooke Norval	RECONCILED	6/7/2024		73.56
9444	6/6/2024	APPLEWOOD CENTERS, INC	RECONCILED	6/10/2024		358.00
9445	6/6/2024	Kristy Molnar	RECONCILED	6/7/2024		225.48
9446	6/6/2024	Jennifer Sabol	RECONCILED	6/7/2024		118.15
9447	6/6/2024	The Daily LLC.	RECONCILED	6/21/2024		4,076.55
9448	6/6/2024	SOAR Learning, Inc	RECONCILED	6/12/2024		10,505.00
9449	6/6/2024	Trumbull County ESC	RECONCILED	6/10/2024		1,762.92
9450	6/6/2024	EDUCATIONAL SERVICE CENTER OF LORAIN COUNTY	RECONCILED	6/10/2024		1,762.92
9451	6/6/2024	ESC of the Western Reserve	RECONCILED	6/6/2024		415.80

Start Date: 06/01/2024

End Date: 06/30/2024

## ESC OF THE WESTERN RESERVE

### Disbursement Summary Report -June 2024

Check Number	Date	Name	Status	Reconcile Date	Void Date	Amount
9452	6/6/2024	DOMINION EAST OHIO	RECONCILED	6/11/2024		\$ 181.60
9453	6/6/2024	SCHOOL EMPLOYEES	RECONCILED	6/11/2024		22,018.91
9454	6/6/2024	STATE TEACHERS	RECONCILED	6/11/2024		44,830.61
9455	6/6/2024	WORKERS COMPENSATION	RECONCILED	6/6/2024		1,893.42
9456	6/6/2024	ESCWR-MEDICARE	RECONCILED	6/10/2024		6,401.31
9457	6/6/2024	ESCWR-EMPLOYEE PAID HEALTH	RECONCILED	6/6/2024		89,895.50
9458	6/6/2024	ESC of the Western Reserve	RECONCILED	6/6/2024		6,525.09
9459	6/7/2024	ESC of the Western Reserve	RECONCILED	6/10/2024		860.00
9460	6/10/2024	ESC of the Western Reserve	RECONCILED	6/10/2024		39,252.27
9461	6/10/2024	ESC of the Western Reserve	RECONCILED	6/10/2024		222,903.40
9462	6/11/2024	Lake County Schools Council	RECONCILED	6/13/2024		209,722.54
9463	6/11/2024	Amateur Sports Promotion	RECONCILED	6/12/2024		199.00
9464	6/11/2024	Amazon Capital Services, Inc	RECONCILED	6/12/2024		1,844.46
9465	6/11/2024	BERKSHIRE BOARD OF EDUCATION	RECONCILED	6/17/2024		5,755.00
9466	6/11/2024	Blackwell, Liesl Kay	RECONCILED	6/12/2024		330.04
9467	6/11/2024	Brown, Teresa	RECONCILED	6/12/2024		392.72
9468	6/11/2024	Bryski, Crystal	RECONCILED	6/12/2024		409.65
9469	6/11/2024	Burke, Deb	RECONCILED	6/12/2024		690.61
9470	6/11/2024	EXCEPTIONAL KIDS THERAPY	RECONCILED	6/12/2024		1,120.00
9471	6/11/2024	Karako, Nanette	RECONCILED	6/12/2024		72.84
9472	6/11/2024	Kline, Mary	RECONCILED	6/12/2024		1,318.20
9473	6/11/2024	KRISTA DICKENS	RECONCILED	6/12/2024		176.16
9474	6/11/2024	MADISON LOCAL SCHOOLS	RECONCILED	6/20/2024		4,750.00
9475	6/11/2024	McClure, Carolyn	RECONCILED	6/12/2024		710.90
9476	6/11/2024	Neal, Nancy	RECONCILED	6/12/2024		282.74
9477	6/11/2024	NEOLA, INC.	RECONCILED	6/12/2024		280.00
9478	6/11/2024	21ST CENTURY MEDIA- OHIO	RECONCILED	6/18/2024		1,200.00
9479	6/11/2024	Shetler Office Solutions	RECONCILED	6/12/2024		75.35
9480	6/11/2024	SNYDER AUTO CENTER	RECONCILED	6/12/2024		155.00
9481	6/11/2024	SC Strategic Solutions	RECONCILED	6/12/2024		303.51
9482	6/11/2024	Time Warner Cable	RECONCILED	6/12/2024		4,499.74
9483	6/11/2024	WILLOUGHBY-EASTLAKE CITY	RECONCILED	6/18/2024		885.00
9484	6/11/2024	FAIRPORT HARBOR SCHOOLS	RECONCILED	6/26/2024		5,000.00
9485	6/11/2024	Warmuth, Darcie	RECONCILED	6/12/2024		68.56
9486	6/11/2024	The Illuminating Company	RECONCILED	6/14/2024		200.33
9487	6/11/2024	PAINESVILLE CITY SCHOOLS	RECONCILED	6/18/2024		9,500.00
9488	6/11/2024	OHIO ALLIANCE OF INDEPENDENT STEM SCHOOLS	RECONCILED	6/17/2024		2,400.00
9489	6/11/2024	Spectrum / Time Warner Cable	RECONCILED	6/12/2024		129.97
9490	6/11/2024	Jessica Miller	RECONCILED	6/12/2024		25.29
9491	6/11/2024	Kelly Moran	RECONCILED	6/12/2024		284.65
9492	6/11/2024	Jacob Miller	RECONCILED	6/12/2024		478.19
9493	6/11/2024	Ashley Girt	RECONCILED	6/12/2024		176.70
9494	6/11/2024	Francis Carraher	RECONCILED	6/12/2024		466.17
9495	6/11/2024	Gregory Morris	RECONCILED	6/12/2024		95.92
9496	6/11/2024	Glenn Bailey Jr.	RECONCILED	6/12/2024		454.90
9497	6/11/2024	Northcoast Corn Creations	OUTSTANDING			280.75
9498	6/11/2024	Jennifer Sabol	RECONCILED	6/12/2024		59.46
9499	6/11/2024	Zoom Video Communications	RECONCILED	6/12/2024		798.19
9500	6/11/2024	Paul Hagan	RECONCILED	6/12/2024		61.65
9501	6/11/2024	Tara Reed	RECONCILED	6/12/2024		217.12
9502	6/11/2024	Melissa Solema	RECONCILED	6/12/2024		218.52

Start Date: 06/01/2024

End Date: 06/30/2024

## ESC OF THE WESTERN RESERVE

### Disbursement Summary Report -June 2024

Check Number	Date	Name	Status	Reconcile Date	Void Date	Amount
9503	6/12/2024	ESC of the Western Reserve	RECONCILED	6/13/2024		\$ 595.78
9504	6/12/2024	ESCWR-PROGRAM TO PROGRAM	RECONCILED	6/12/2024		25,000.00
9505	6/12/2024	Amazon Capital Services, Inc	RECONCILED	6/13/2024		1,015.59
9506	6/12/2024	COMDOC, INC.	RECONCILED	6/13/2024		637.15
9507	6/12/2024	COMDOC-CLEVELAND	RECONCILED	6/13/2024		565.94
9508	6/12/2024	21ST CENTURY MEDIA- OHIO	RECONCILED	6/18/2024		1,200.00
9509	6/12/2024	OESCA	RECONCILED	6/25/2024		605.00
9510	6/12/2024	Sangoma Technologies	RECONCILED	6/13/2024		9,564.93
9511	6/12/2024	STS education	RECONCILED	6/18/2024		7,474.00
9512	6/12/2024	TREASURER STATE OF OHIO	RECONCILED	6/18/2024		4,154.00
9513	6/12/2024	LAKE COUNTY DEPARTMENT OF UTILITIES	RECONCILED	6/24/2024		788.10
9514	6/12/2024	ADT Commercial	RECONCILED	6/13/2024		110.67
9515	6/12/2024	Metropolitan Regional Service Council	RECONCILED	6/13/2024		96,668.50
9516	6/12/2024	LLA Therapy, LLC	RECONCILED	6/13/2024		20,073.00
9517	6/12/2024	ESC of Eastern Ohio	RECONCILED	6/20/2024		4,407.30
9518	6/12/2024	The Daily LLC.	RECONCILED	6/26/2024		1,848.29
9519	6/12/2024	Digging Dogs Training Center, Inc.	RECONCILED	6/18/2024		149.00
9520	6/12/2024	Access Information Management Corporationrp.	RECONCILED	6/13/2024		96.35
9521	6/12/2024	Keith A. Marsh	VOID		6/12/2024	370.98
9522	6/12/2024	Darlene Kelbach	RECONCILED	6/18/2024		200.00
9523	6/12/2024	Keith A. Marsh	RECONCILED	6/24/2024		370.98
9524	6/12/2024	BROADMOOR SCHOOL	RECONCILED	6/20/2024		208.00
9525	6/12/2024	MENTOR PUBLIC SCHOOLS	RECONCILED	6/24/2024		27.00
9526	6/12/2024	DEEPWOOD INDUSTRIES	OUTSTANDING			120.00
9527	6/13/2024	Vocational / Job Training	RECONCILED	6/13/2024		631.50
9528	6/14/2024	ESC of the Western Reserve	RECONCILED	6/14/2024		500.01
9529	6/19/2024	Amazon Capital Services, Inc	RECONCILED	6/21/2024		694.90
9530	6/19/2024	Blackwell, Liesl Kay	RECONCILED	6/21/2024		56.82
9531	6/19/2024	CALL A DOCTOR PLUS	RECONCILED	6/21/2024		1,800.00
9532	6/19/2024	CARDINAL BOARD OF EDUCATION	RECONCILED	6/27/2024		13,200.00
9533	6/19/2024	CITY OF PAINESVILLE	RECONCILED	6/26/2024		111.91
9534	6/19/2024	McKenrick, Patrick	RECONCILED	6/21/2024		221.84
9535	6/19/2024	Ranta, Shannon	RECONCILED	6/21/2024		199.96
9536	6/19/2024	RUFFNER, BRIAN	RECONCILED	6/21/2024		529.52
9537	6/19/2024	Slemons, L. Greg	RECONCILED	6/21/2024		997.53
9538	6/19/2024	The Illuminating Company	RECONCILED	6/27/2024		1,205.42
9539	6/19/2024	DEPARTMENT 172301	RECONCILED	6/24/2024		86,113.00
9540	6/19/2024	Lake County Board of Developmental Disabilities	RECONCILED	6/27/2024		2,420.21
9541	6/19/2024	DAN WILSON	OUTSTANDING			344.42
9542	6/19/2024	Vanessa Karwan	RECONCILED	6/21/2024		348.73
9543	6/19/2024	Hamilton County Educational Service Center	RECONCILED	6/24/2024		2,959.92
9544	6/19/2024	North Central Ohio Educational Service Center	RECONCILED	6/26/2024		1,973.28
9545	6/19/2024	Montgomery County Educational Service Center	RECONCILED	6/25/2024		10,301.08
9546	6/19/2024	Roetzel and Andress, LPA	RECONCILED	6/21/2024		3,402.00
9547	6/19/2024	Alicia Paulsey	RECONCILED	6/21/2024		222.02
9548	6/19/2024	Joseph Sisak	RECONCILED	6/21/2024		650.00
9549	6/19/2024	Nancy Santilli	RECONCILED	6/21/2024		257.53



Start Date: 06/01/2024

End Date: 06/30/2024

## ESC OF THE WESTERN RESERVE

### Disbursement Summary Report -June 2024

Check Number	Date	Name	Status	Reconcile Date	Void Date	Amount
9550	6/19/2024	Ashley Girt	RECONCILED	6/21/2024		\$ 36.32
9551	6/19/2024	Darke County Educational Service Center	RECONCILED	6/24/2024		1,109.97
9552	6/19/2024	Wendy Bartolovich	RECONCILED	6/21/2024		184.63
9553	6/19/2024	Tina Thierrin	RECONCILED	6/21/2024		7.14
9554	6/20/2024	DOMINION EAST OHIO	RECONCILED	6/24/2024		240.35
9555	6/20/2024	LGCA	RECONCILED	6/20/2024		1,873.99
9556	6/20/2024	Amazon Capital Services, Inc	RECONCILED	6/21/2024		26.39
9557	6/20/2024	CARDINAL BOARD OF EDUCATION	RECONCILED	6/28/2024		7,286.04
9558	6/20/2024	PODOJIL CONSULTING &	RECONCILED	6/21/2024		1,500.00
9559	6/20/2024	SameGoal Inc.	OUTSTANDING			387.59
9560	6/20/2024	TOSHIBA AMERICA BUSINESS SOLUTIONS	OUTSTANDING			232.79
9561	6/20/2024	VERIZON WIRELESS	OUTSTANDING			138.17
9562	6/20/2024	WILLOUGHBY-EASTLAKE CITY	RECONCILED	6/28/2024		523.20
9563	6/20/2024	Riverside Local School District	OUTSTANDING			12,782.06
9564	6/20/2024	Lake County Landscape & Supply Inc	OUTSTANDING			4,520.74
9565	6/20/2024	Edutech Group LLC	RECONCILED	6/21/2024		10,750.00
9566	6/20/2024	Nichelle R. Cunningham	RECONCILED	6/21/2024		70.39
9567	6/24/2024	SCHOOL EMPLOYEES	RECONCILED	6/26/2024		17,950.90
9568	6/24/2024	STATE TEACHERS	RECONCILED	6/26/2024		46,674.19
9569	6/24/2024	WORKERS COMPENSATION	RECONCILED	6/24/2024		1,943.87
9570	6/24/2024	ESCWR-MEDICARE	RECONCILED	6/25/2024		6,612.48
9571	6/24/2024	ESCWR-EMPLOYEE PAID HEALTH	RECONCILED	6/24/2024		76,894.96
9572	6/24/2024	ESC of the Western Reserve	RECONCILED	6/24/2024		5,544.89
9573	6/24/2024	DOMINION EAST OHIO	RECONCILED	6/27/2024		59.44
9574	6/25/2024	AMERICAN EXPRESS	RECONCILED	6/26/2024		20,164.91
9575	6/26/2024	DOMINION EAST OHIO	OUTSTANDING			71.42
9576	6/26/2024	A T & T	OUTSTANDING			450.95
9577	6/26/2024	Amazon Capital Services, Inc	RECONCILED	6/27/2024		5,574.45
9578	6/26/2024	Balmford, Mary	RECONCILED	6/27/2024		162.76
9579	6/26/2024	COMDOC-CLEVELAND	RECONCILED	6/27/2024		213.98
9580	6/26/2024	EDMENTUM INC	OUTSTANDING			12,000.00
9581	6/26/2024	GANDOLFI, JAINA	RECONCILED	6/27/2024		247.11
9582	6/26/2024	KRISTA DICKENS	RECONCILED	6/27/2024		197.99
9583	6/26/2024	MCCOLLUM, PATRICIA	RECONCILED	6/27/2024		231.06
9584	6/26/2024	RENHILL GROUP, INC.	RECONCILED	6/27/2024		18,086.94
9585	6/26/2024	VERIZON WIRELESS	OUTSTANDING			638.81
9586	6/26/2024	Waste Management Corporate Services, Inc.	RECONCILED	6/27/2024		274.08
9587	6/26/2024	WILLOUGHBY-EASTLAKE CITY	OUTSTANDING			4,896.75
9588	6/26/2024	Perry Local School District	OUTSTANDING			8,000.00
9589	6/26/2024	Edutech Group LLC	RECONCILED	6/27/2024		6,250.00
9590	6/26/2024	Aqua OH	OUTSTANDING			91.18
9591	6/26/2024	Jones Services, LLC	OUTSTANDING			2,250.00
9592	6/26/2024	Kristin Llewellyn	RECONCILED	6/28/2024		208.24
9593	6/26/2024	Jacob Miller	RECONCILED	6/27/2024		301.95
9594	6/26/2024	Alison Ciferno	RECONCILED	6/27/2024		384.90
9595	6/26/2024	Elizabeth Walsh	RECONCILED	6/27/2024		326.45
9596	6/26/2024	Premier Tree Specialists LLC	OUTSTANDING			3,200.00
9597	6/26/2024	Wendy Bartolovich	RECONCILED	6/27/2024		98.15
9598	6/26/2024	Christine Henninger	RECONCILED	6/27/2024		106.62

**Start Date: 06/01/2024**

**End Date: 06/30/2024**

**ESC OF THE WESTERN RESERVE  
Disbursement Summary Report -June 2024**

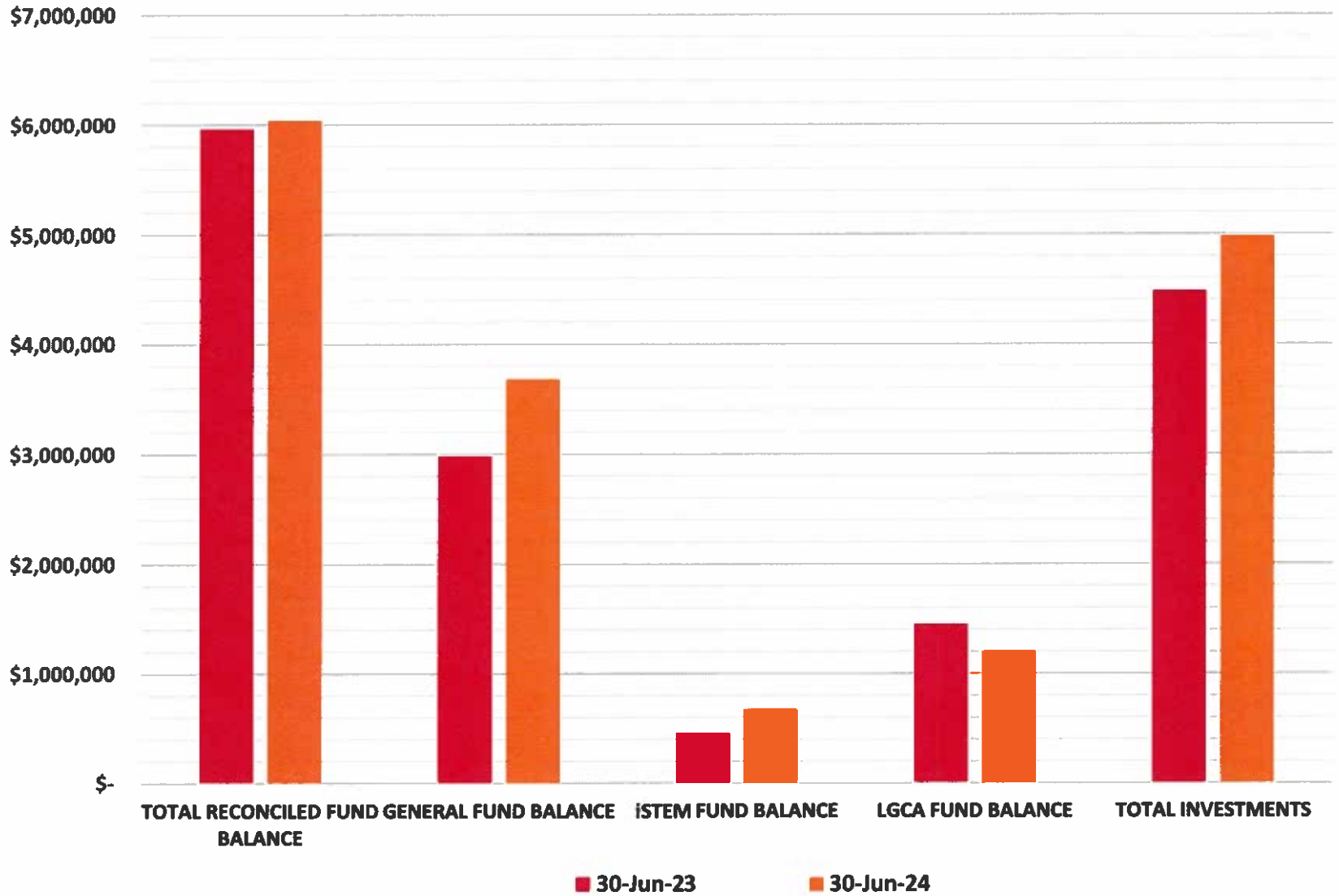
<b>Check Number</b>	<b>Date</b>	<b>Name</b>	<b>Status</b>	<b>Reconcile Date</b>	<b>Void Date</b>	<b>Amount</b>
9599	6/26/2024	Rick Smith Jr., Inc.	RECONCILED	6/27/2024		\$ 450.00
9600	6/26/2024	VAZA CONSULTING, LLC	RECONCILED	6/27/2024		2,400.00
9601	6/26/2024	Keith A. Marsh	OUTSTANDING			4,000.00
9602	6/26/2024	Nichelle R. Cunningham	RECONCILED	6/27/2024		2,667.00
9603	6/27/2024	ESC of the Western Reserve	RECONCILED	6/27/2024		112.75
9604	6/28/2024	Sangoma Technologies	OUTSTANDING			173.52
9605	6/28/2024	FAIRPORT HARBOR SCHOOLS	OUTSTANDING			2,546.68
9606	6/28/2024	CCG Automation	OUTSTANDING			15,000.00
9607	6/28/2024	Focus 3, LLC	OUTSTANDING			6,500.00
9608	6/30/2024	ESC of the Western Reserve	RECONCILED	6/30/2024		1,849.95
<b>Grand Total</b>						<b>\$ 2,489,828.71</b>



**FUND BALANCE COMPARISON  
JUNE 30, 2023 TO JUNE 30, 2024**

DESCRIPTION	30-Jun-23	30-Jun-24	POSITIVE DIFFERENCE
<b>TOTAL RECONCILED FUND BALANCE</b>	<b>\$5,964,859.12</b>	<b>\$6,039,872.73</b>	<b>\$ 75,013.61</b>
<b>GENERAL FUND BALANCE</b>	<b>\$2,980,662.32</b>	<b>\$3,683,099.20</b>	<b>\$ 702,436.88</b>
<b>ISTEM FUND BALANCE</b>	<b>\$ 457,638.68</b>	<b>\$ 674,984.38</b>	<b>\$ 217,345.70</b>
<b>LGCA FUND BALANCE</b>	<b>\$ 1,452,482.57</b>	<b>\$ 1,204,708.08</b>	<b>\$ (247,774.49)</b>
<b>TOTAL INVESTMENTS</b>	<b>\$ 4,483,229.68</b>	<b>\$ 4,983,286.15</b>	<b>\$ 500,056.47</b>

## Fund Balance Comparison June 30, 2023 -2024





**JUNE 2024  
001 GENERAL FUND  
FINANCIAL REPORT**

*Fiscal Year 2024 Revenue and Expenditure Activity Through June 2024*

# Table of Contents

FISCAL YEAR 2024 REVENUE AND EXPENDITURE ANALYSIS THROUGH JUNE	3
FISCAL YEAR 2024 MONTHLY REVENUE ANALYSIS - JUNE	4
FISCAL YEAR 2024 REVENUE ANALYSIS - JULY - JUNE	5
FISCAL YEAR 2024 MONTHLY EXPENDITURE ANALYSIS - JUNE	6
FISCAL YEAR 2024 EXPENDITURE ANALYSIS - JULY - JUNE	7

# FISCAL YEAR 2024 REVENUE AND EXPENDITURE ANALYSIS THROUGH JUNE

## 1. ACTUAL COMPARED TO FORECAST VARIANCE AND NET FAVORABILITY ANALYSIS

**CURRENT YEAR-TO-DATE REVENUE COLLECTIONS INDICATE A**

**\$239,498**

**FAVORABLE COMPARED TO BUDGET**

**CURRENT YEAR-TO-DATE EXPENDITURES INDICATE A**

**\$245,806**

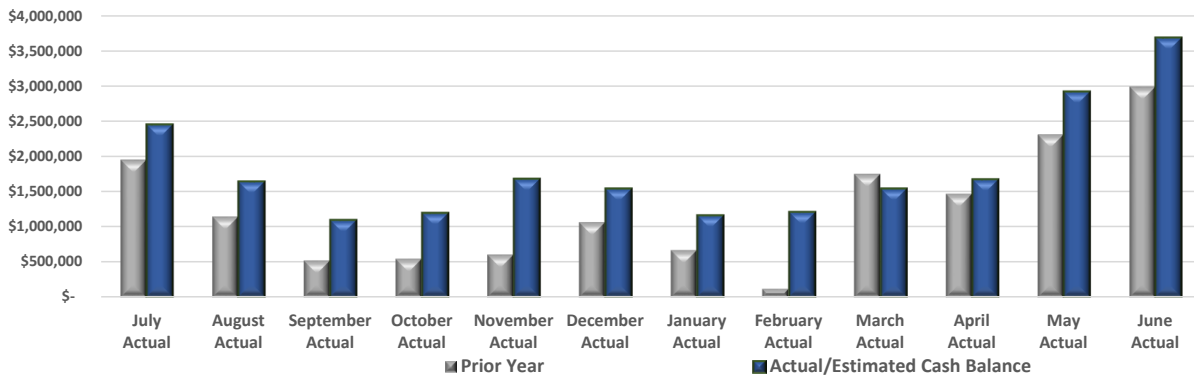
**UNFAVORABLE COMPARED TO BUDGET**

**POTENTIAL NET IMPACT WOULD RESULT IN A**

**\$6,308**

**UNFAVORABLE IMPACT ON THE CASH BALANCE**

## 2. VARIANCE AND CASH BALANCE COMPARISON



**JUNE CASH BALANCE IS**

**\$702,437**

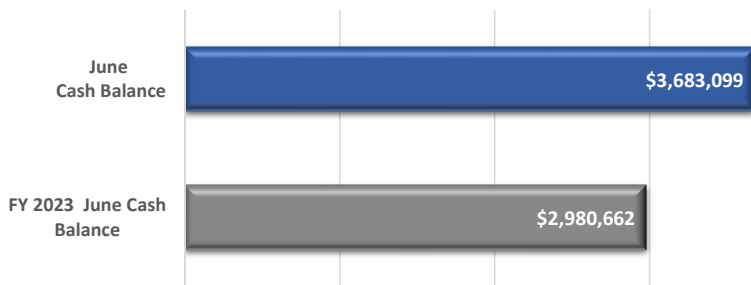
**MORE THAN LAST JUNE**

**JUNE CASH BALANCE IS**

**\$(6,308)**

**LESS THAN THE BUDGETED AMOUNT**

## 3. FISCAL YEAR 2024 REVENUE SHORTFALL/SURPLUS ANALYSIS (BASED UPON ACTUAL/ESTIMATED VARIANCE)



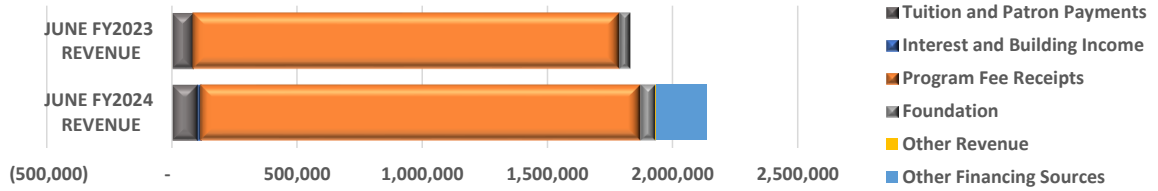
**OPERATING SURPLUS OF**

**\$702,437**

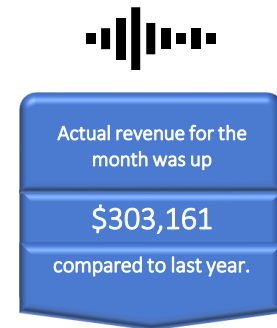
**WILL INCREASE THE CASH BALANCE BY THE END OF THE FISCAL YEAR**

## FISCAL YEAR 2024 MONTHLY REVENUE ANALYSIS - JUNE

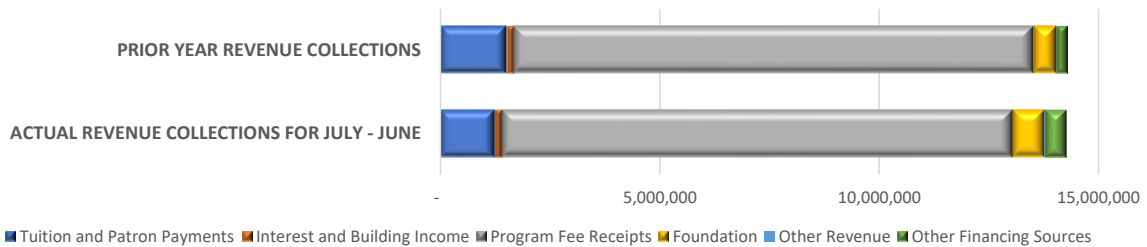
### 1. JUNE REVENUE COLLECTIONS COMPARED TO PRIOR YEAR



	Actual Revenue Collections For June	Prior Year Revenue Collections	Actual Compared to Last Year
Tuition and Patron Payments	101,650	85,343	▲ 16,307
Interest and Building Income	14,607	616	▲ 13,991
Program Fee Receipts	1,756,381	1,703,221	▲ 53,161
Foundation	58,119	42,434	▲ 15,684
Other Revenue	3,305	(530)	▲ 3,835
<b>Total Before Transfers/Advances</b>	<b>1,934,062</b>	<b>1,831,084</b>	▲ 102,978
Other Financing Sources	200,184	-	▲ 200,184
<b>Total Revenue</b>	<b>2,134,245</b>	<b>1,831,084</b>	▲ 303,161



### 2. ACTUAL REVENUE RECEIVED THROUGH JUNE COMPARED TO THE PRIOR YEAR



	Actual Revenue Collections For July - June	Prior Year Revenue Collections For July - June	Current Year Compared to Last Year
Tuition and Patron Payments	1,243,199	1,507,738	▼ (264,540)
Interest and Building Income	163,186	164,214	▼ (1,029)
Program Fee Receipts	11,632,873	11,843,702	▼ (210,828)
Foundation	723,528	512,363	▲ 211,164
Other Revenue	21,985	954	▲ 21,030
<b>Total Before Transfers/Advances</b>	<b>13,784,770</b>	<b>14,028,972</b>	▼ (244,202)
Other Financing Sources	463,472	248,711	▲ 214,761
<b>Total Revenue</b>	<b>14,248,243</b>	<b>14,277,683</b>	▼ (29,441)





## FISCAL YEAR 2024 REVENUE ANALYSIS - JULY - JUNE

### 3. POSSIBLE CASH FLOW VARIANCE FROM FORECAST DUE TO FYTD ACTUAL RESULTS

CURRENT YEAR-TO-DATE  
REVENUE COLLECTIONS INDICATE  
A

**239,498**

FAVORABLE COMPARED TO  
BUDGET

Revenues	Budgeted Annual Revenue Estimates	Cash Flow Actual/Estimated Calculated Annual Amount	Current Year Forecast Compared to Actual/Estimated
Tuition and Patron Payments	2,037,984	2,037,984	-
Interest and Building Income	157,347	163,186	▲ 5,838
Program Fee Receipts	10,804,607	10,838,089	▲ 33,482
Foundation	723,528	723,528	-
Other Revenue	21,985	21,985	-
<b>Total Before Transfers/Advances</b>	<b>13,745,450</b>	<b>13,784,770</b>	▲ 39,320
Other Financing Sources	263,295	463,472	▲ 200,177
<b>Total Revenue</b>	<b>14,008,745</b>	<b>14,248,243</b>	▲ 239,498

The district's current cash flow, both actual and estimated indicate a favorable variance of \$239,498

### 4. CURRENT YEAR 12 MONTH ROLLING TOTAL REVENUE COMPARED TO PREVIOUS YEAR 12 MONTH ROLLING

THE CURRENT 12 MONTH ROLLING  
TOTAL REVENUE (JUL,2023  
THROUGH JUN,2024) IS

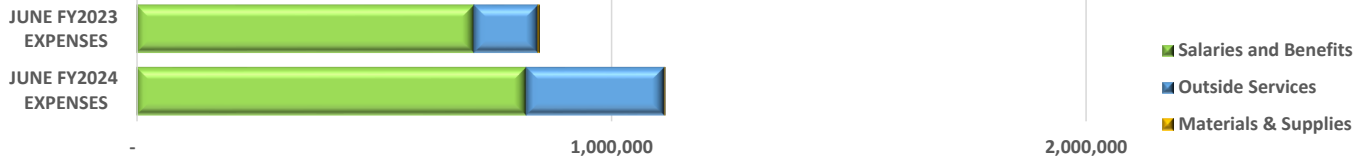
**\$(1,454,716)**

LESS THAN THE PREVIOUS YEAR'S  
ROLLING 12 MONTH TOTAL  
REVENUE

Revenues	Current Rolling 12 Months Period Jul,2023 Through Jun,2024	Prior Rolling 12 Months Period Jul,2022 Through Jun,2023	Differencee between current and prior Rolling 12 Months
Tuition and Patron Payments	1,243,199	1,699,447	▼ (456,249)
Interest and Building Income	163,186	164,130	▼ (944)
Program Fee Receipts	11,632,873	13,040,252	▼ (1,407,378)
Foundation	723,528	549,418	▲ 174,110
Other Revenue	21,985	1,000	▲ 20,984
<b>Total Before Transfers/Advances</b>	<b>13,784,770</b>	<b>15,454,248</b>	▼ (1,669,477)
Other Financing Sources	463,472	248,711	▲ 214,761
<b>Total Revenue</b>	<b>14,248,243</b>	<b>15,702,959</b>	▼ (1,454,716)

# FISCAL YEAR 2024 MONTHLY EXPENDITURE ANALYSIS - JUNE

## 1. JUNE EXPENDITURES COMPARED TO PRIOR YEAR



	Actual Expenses For June	Prior Year Expenditure Incurred		Actual Compared to Last Year
Salaries and Benefits	820,042	710,678	▲	109,363
Outside Services	290,716	135,693	▲	155,023
Materials & Supplies	2,838	5,300	▼	(2,462)
Capital Outlay	11	329	▼	(318)
Debt Service	-	-		-
Other	77,880	37,950	▲	39,929
<b>Total Before Transfers and Advances</b>	<b>1,191,487</b>	<b>889,951</b>	▲	<b>301,536</b>
Other Financing Uses	178,300	265,400	▼	(87,100)
<b>Total Expenditures</b>	<b>1,369,787</b>	<b>1,155,351</b>	▲	<b>214,436</b>

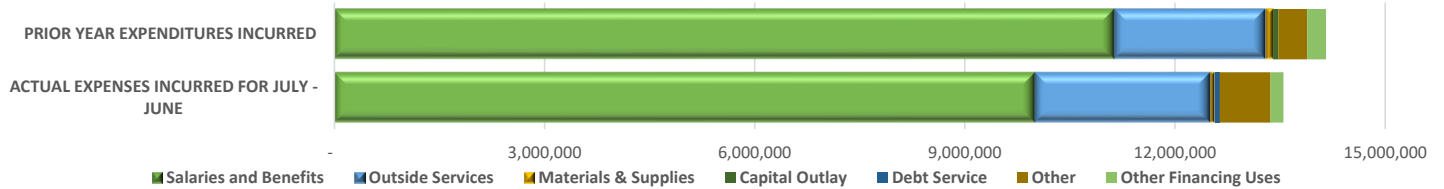


Actual expenses for the month was up

**214,436**

compared to last year.

## 2. ACTUAL EXPENSES INCURRED THROUGH JUNE COMPARED TO THE PRIOR YEAR



	Actual Expenses For July - June	Prior Year Expenditures Incurred		Actual Compared to Last Year
Salaries and Benefits	10,003,128	11,135,083	▼	(1,131,955)
Outside Services	2,507,244	2,156,720	▲	350,525
Materials & Supplies	54,233	109,354	▼	(55,121)
Capital Outlay	4,389	73,332	▼	(68,942)
Debt Service	68,326	-	▲	68,326
Other	726,450	412,941	▲	313,508
<b>Total Before Transfers and Advances</b>	<b>13,363,771</b>	<b>13,887,429</b>	▼	<b>(523,659)</b>
Other Financing Uses	182,035	265,400	▼	(83,365)
<b>Total Expenditures</b>	<b>13,545,806</b>	<b>14,152,829</b>	▼	<b>(607,024)</b>

Compared to the same period, total expenditures are

**(607,024)**

lower than the previous year

## FISCAL YEAR 2024 EXPENDITURE ANALYSIS - JULY - JUNE

### 3. POSSIBLE CASH FLOW VARIANCE FROM FORECAST DUE TO FYTD ACTUAL RESULTS

CURRENT YEAR-TO-DATE  
EXPENDITURES INDICATE A

**\$245,806**

UNFAVORABLE COMPARED TO  
BUDGET

	Forecasted Annual Expenses	Cash Flow Actual/Estimated Calculated Annual Amount	Forecasted amount compared to Actual/Estimated
Salaries and Benefits	10,016,822	10,003,128	▼ (13,693)
Outside Services	2,430,082	2,507,244	▲ 77,162
Materials & Supplies	48,825	54,233	▲ 5,409
Capital Outlay	3,150	4,389	▲ 1,239
Debt Service	68,326	68,326	-
Other	729,060	726,450	▼ (2,610)
<b>Total Before Transfers and Advances</b>	<b>13,296,265</b>	<b>13,363,771</b>	<b>▲ 67,506</b>
Other Financing Uses	3,735	182,035	▲ 178,300
<b>Total Expenditures</b>	<b>13,300,000</b>	<b>13,545,806</b>	<b>▲ 245,806</b>

The district's current cash flow, both actual and estimated expenditures indicate a unfavorable variance of \$245,806.

### 4. CURRENT YEAR 12 MONTH ROLLING TOTAL EXPENDITURES COMPARED TO PREVIOUS YEAR 12 MONTH ROLLING TOTAL

THE CURRENT 12 MONTH ROLLING  
TOTAL EXPEDITURES (JUL,2023  
THROUGH JUN,2024) IS

**\$(607,024)**

LESS THAN THE PREVIOUS YEAR'S  
ROLLING 12 MONTH TOTAL  
EXPENDITURES

	Current Rolling 12 Months Period Jul,2023 Through Jun,2024	Prior Rolling 12 Months Period Jul,2022 Through Jun,2023	Differencee between current and prior Rolling 12 Months
Salaries and Benefits	10,003,128	11,135,083	▼ (1,131,955)
Outside Services	2,507,244	2,156,720	▲ 350,525
Materials & Supplies	54,233	109,354	▼ (55,121)
Capital Outlay	4,389	73,332	▼ (68,942)
Debt Service	68,326	-	▲ 68,326
Other	726,450	412,941	▲ 313,508
<b>Total Before Transfers and Advances</b>	<b>13,363,771</b>	<b>13,887,429</b>	<b>▼ (523,659)</b>
Other Financing Uses	182,035	265,400	▼ (83,365)
<b>Total Expenditures</b>	<b>13,545,806</b>	<b>14,152,829</b>	<b>▼ (607,024)</b>